

# HERBELIN

HORLOGER CONTEMPORAIN DEPUIS 1947



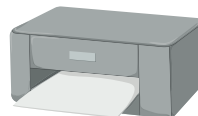
## MEASURING YOUR WRIST

### 1. Print the document at 100% scale.

Do not select «Fit» in the print settings



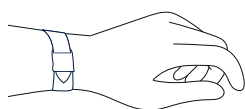
*Print at 100% scale*



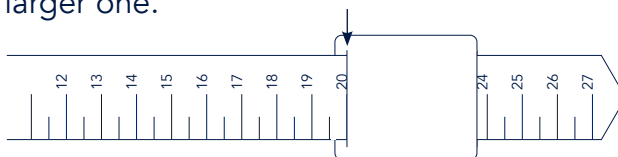
### 2. Cut the measuring tape



### 3. Wrap it around your wrist.



### 4. Take the most appropriate measurement, if the measured size falls between two sizes, HERBELIN recommends choosing the larger one.



*This tool is for reference only. HERBELIN cannot be held responsible for any errors that may occur as a result of using this tool.*

27  
26  
25  
24  
23  
22  
21  
20  
19  
18  
17  
16  
15  
14  
13  
12



0 cm